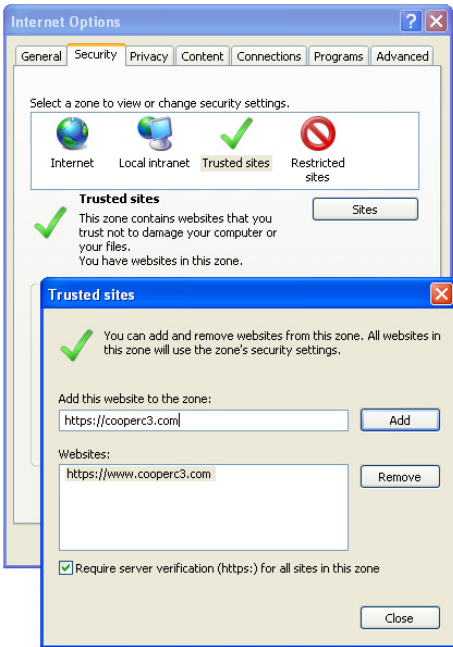


\*\*\*Before entering the site please follow the steps outlined below\*\*\*

1. Trusted Sites

Tools → Internet Options → Security Tab → Trusted Sites Icon → Sites Button → Type in: <https://www.ATGCustomerLink.com>



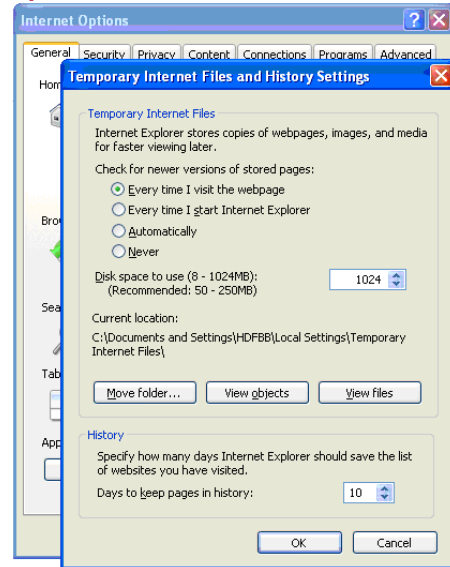
2. Delete all temporary internet files

Tools → Internet Options → General Tab → Browsing History → Delete → Delete Files & → Delete Cookies



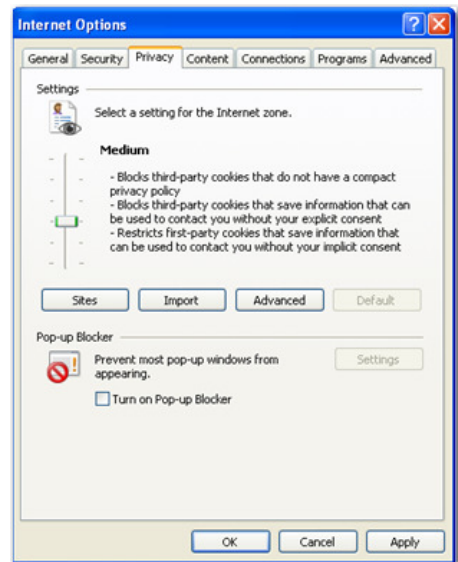
3. Validate Setting -Check for New Versions

Tools → Internet Options → General Tab → Browsing History → Settings → Check “Every time I visit the webpage”



4. Adjust cookie settings to “Medium or lower” & Turn OFF pop up blocker

Tools → Internet Options → Privacy Tab → Slide ruler should be Medium or lower if [www.ATGCustomerLink.com](https://www.ATGCustomerLink.com) must be added as a Trusted site.



5. Download Settings

Tools → Internet Options → Security Tab → Local Internet Icon → Custom Level Button. (**Consignment Agents only**)

